



EVER

EVER CASE TECHNOLOGY (UK) LTD.

Unit 4, Randolph Court, Randolph Industrial Estate

Kirkcaldy, Fife KY1 2YY, UK

Tel: +44 (0) 1592 655 111 Fax: +44 (0) 1592 655 666

Web: www.evercase.co.uk E-mail: sales@evercase.co.uk

How to choose a computer Power Supply Unit (PSU)

To find your required PSU, please visit our [PSU compatibility list here >>](#)
Or contact us by phone or [email](#) with your model number.

A lot of Power Supply Units (PSU) are interchangeable and it is usually not necessary to replace a faulty power supply by the exact same model number. In fact most big PC manufacturers charge high prices for a PSU which can often be replaced by other cheaper and high quality PSUs.

There are a few things to check when choosing a Power Supply Unit. PSUs come with various **SIZES, POWER OUTPUTS, SPECIFICATIONS, QUALITIES** and **CONNECTORS**.

SIZE:

This is one of the most important things to check. The Power supply size (or at least the screw fittings) must match your original PSU in order to fit your PC. All the other characteristics of a PSU are standard and are usually suitable for most computers. See some PSU types bellow. Check our website for more types.

More size information [here >>](#)

Click on the PSUs bellow to see their compatibility list.



[ATX PS2](#)
[150x85x140](#)
[mm](#)



[PS3](#)
[150x85x100](#)
[mm](#)



[TFX](#)
[65x85x175m](#)
[m](#)



[SFX](#)
[125x76x100.](#)
[5mm](#)



[Slim ATX](#)
[85x120x155](#)
[mm](#)



[1U](#)
[80x40x150](#)
[mm](#)



[CFX](#)
[85x150x95m](#)
[m](#)



[1U](#)
[100x40x190](#)
[mm](#)



[DPS-220UB](#)



[Mini 24pin](#)
[PSU](#)



[ReadyNAS](#)
[PSU](#)



[ENP-2316BR](#)



[AT](#)
[\(old type\)](#)



[SFX](#)
[Socket on](#)
[short side](#)

POWER OUTPUT:

The more power the better (and the more expensive). The computer only draws the amount of power required and the extra power available becomes handy if additional components are added later. Therefore a more powerful PSU is NOT more expensive to run and will not damage your computer.

Most home PC require a 250 to 300W PSU, but servers, game machines, bitcoin miners and bigger computers can require a 400W to 600W and even a 1000W PSU.

SPECIFICATIONS:

Most PSUs specifications are standard and are suitable for most computers.

Some higher capacity PSUs have Multi 12Volt rails in order to prevent fire in powerful and demanding systems, however, a standard single 12V PSU is fine to use in any home or office computer.

QUALITY:

Most of our PSUs are high quality heavy Branded PSUs with reliable components which means they are:

- Durable and Reliable (provide a regular, stable and clean DC current).
- Under a 1 year warranty.
- Quite (With noise killer, fan speed & temperature control and quite fan).
- With PFC (Energy saving Device).
- With CE or Global safety certifications.
- Set to 230volt or 115/230V for worldwide use.
- 80+ certified: they only waste 20% of energy as heat which means less ventilation and less noise. There are various levels of efficiency available (80+, Bronze, Silver, Gold, Platinum, Titanium).









CONNECTORS:

Most PSUs come with all the standard connectors required by most computers. Should more connectors be required, we can supply adaptors. Note that some rare PSUs require some special non standard connectors. Ask for availability.

It is not possible to plug the connectors wrong since they all have a specific shape.

Unused connectors can just be left tied up on the side of the PSU.

More connector information [here >>](#)

	<p><u>Main ATX:</u> 20pin or 24pin for the latest boards. Some versatile PSUs have a 20pin + a detachable 4Pin to make it a 24pin connector. A 24pin PSU connector can be plugged into a 20pin Board connector. A 20-to-24pin or 24-to-20pin converter can also be used.</p>
	<p><u>Molex:</u> All PSUs have at 2 to 5 of these for CD-ROM or Hard Drives. If more Molex connectors are required, a Molex Y-splitter can be used.</p>
	<p><u>Berg:</u> All PSUs have 1 or 2 of these for the Floppy drive or other devices such as card readers etc...</p>
	<p><u>12Volt P4:</u> Most PSUs have one of these for Pentium 4 CPU. It is not required for Boards with CPU other than Pentium 4. It looks like the extra 4Pin connector sometimes available next to the 20pin, but the shape is different so no confusion can be done. This connector is also available as a Molex-to-P4 converter.</p>
	<p><u>SATA:</u> Most PSU have 1 to 4 of these for SATA drives. This connector is also available as a Molex-to-SATA converter. Some have an additional orange wire but this normally not required.</p>
	<p><u>Fan:</u> Most PSUs now do not have this 3pin-2wire obsolete connector which controls the PSU fan from the motherboard. The fan is now controlled by the PSU itself. It is not needed even if your old PSU had one.</p>
	<p><u>12Volt 8 Pin:</u> Only high output PSUs have this 8pin connector for high end boards and CPUs. It can be divided into 2x4pin connectors. It is also available as a Molex-to-8pin adaptor.</p>
	<p><u>ATX auxiliary:</u> Very few old PSUs have this obsolete 6pin flat converter. It is needed if your old PSU had it. Specifically ask for it if required.</p>
	<p><u>PCI-Express:</u> Only high output PSUs have this 6pin or 8pin (or 6+2pin) PCI-Express connector for some Video Cards. This connector is also available as a Molex-to-PCI Express converter.</p>
	<p><u>P8 & P9 + Switch:</u> Only old AT PSUs for legacy or special machines have these obsolete connectors. Specifically ask for an AT PSU if those connectors are required. An AT PSU also comes with a remote switch.</p>